

ACADEMIC AFFAIRS

Employee Effectiveness/Satisfaction - Scores by Question

UCSD STAFF @ WORK SURVEY: 2005

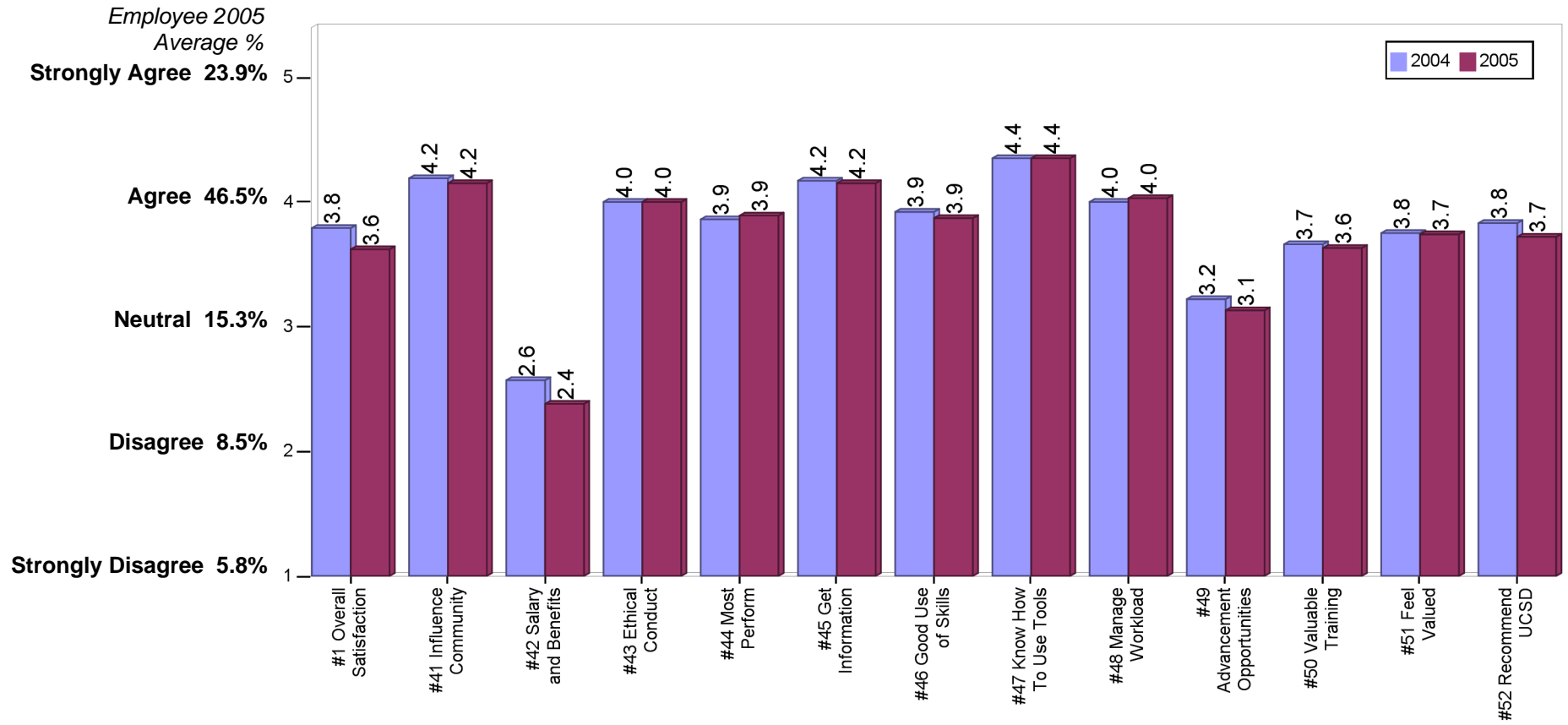


Percent Evaluating: 2005 = 41%
2004 = 32%

n/N = 836/2054 for 2005
n/N = 617/1943 for 2004

Top/Bottom 2-Box Ratio:

2005	4.2	20.0	0.4	15.4	9.9	26.5	6.2	112.4	12.1	1.4	5.0	4.5	5.3
2004	5.6	25.5	0.5	16.7	10.1	29.1	7.3	146.8	11.2	1.7	5.7	4.5	7.0



ACADEMIC AFFAIRS

Leadership Effectiveness - Scores by Question

UCSD STAFF @ WORK SURVEY: 2005

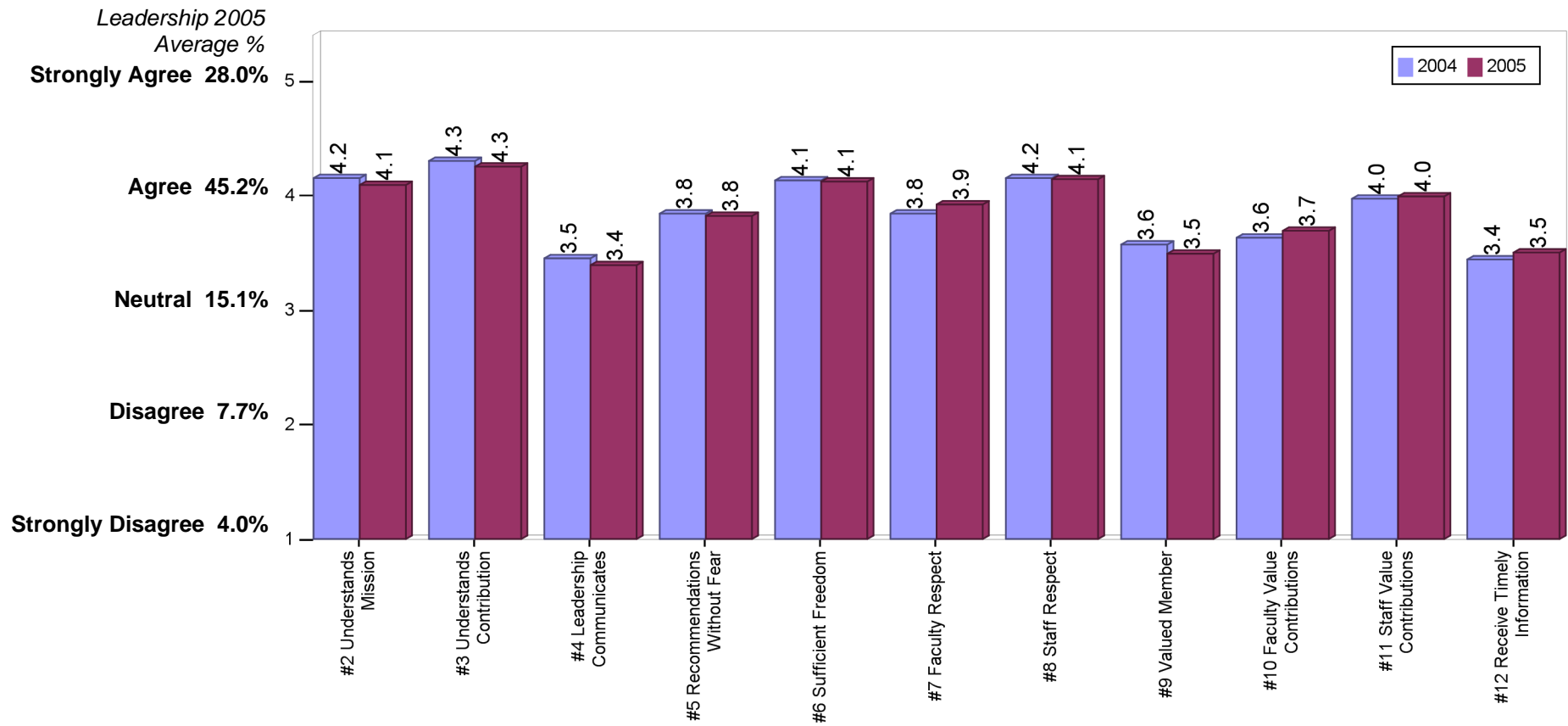


Percent Evaluating: 2005 = 41%
2004 = 32%

n/N = 836/2054 for 2005
n/N = 617/1943 for 2004

Top/Bottom 2-Box Ratio:

2005	12.8	16.4	2.2	4.4	10.0	8.9	20.6	3.0	5.5	16.0	3.4
2004	13.5	17.3	2.2	4.9	10.4	7.1	24.4	3.6	5.7	14.9	2.8



ACADEMIC AFFAIRS

Supervisor Effectiveness - Scores by Question

UCSD STAFF @ WORK SURVEY: 2005

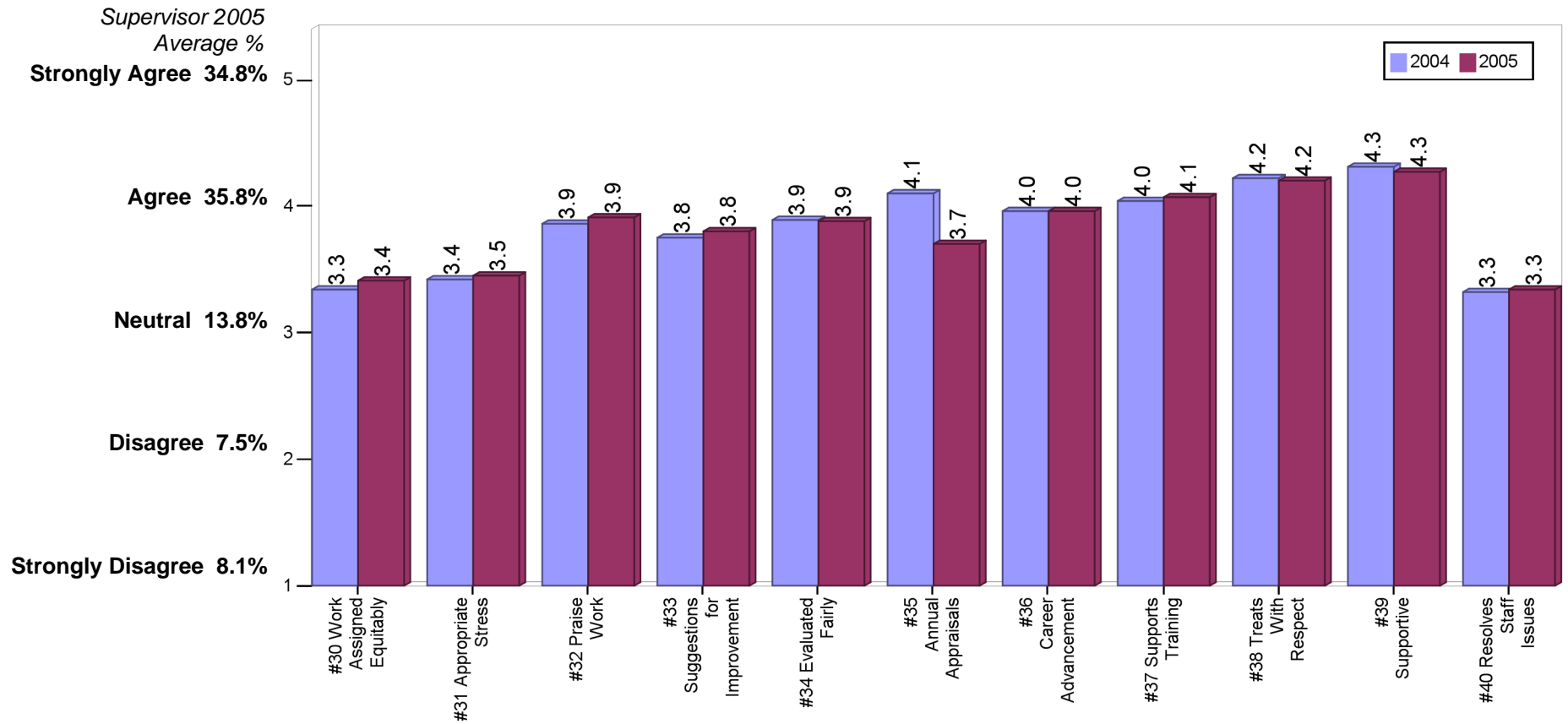


Percent Evaluating: 2005 = 41%
2004 = 32%

n/N = 836/2054 for 2005
n/N = 617/1943 for 2004

Top/Bottom 2-Box Ratio:

2005	2.5	2.7	5.8	5.1	7.3	2.1	6.6	9.6	9.6	15.3	2.3
2004	2.0	2.6	5.2	4.6	8.3	3.4	6.9	9.5	11.2	22.6	2.1



ACADEMIC AFFAIRS

Department Effectiveness - Scores by Question (Page 1)

UCSD STAFF @ WORK SURVEY: 2005

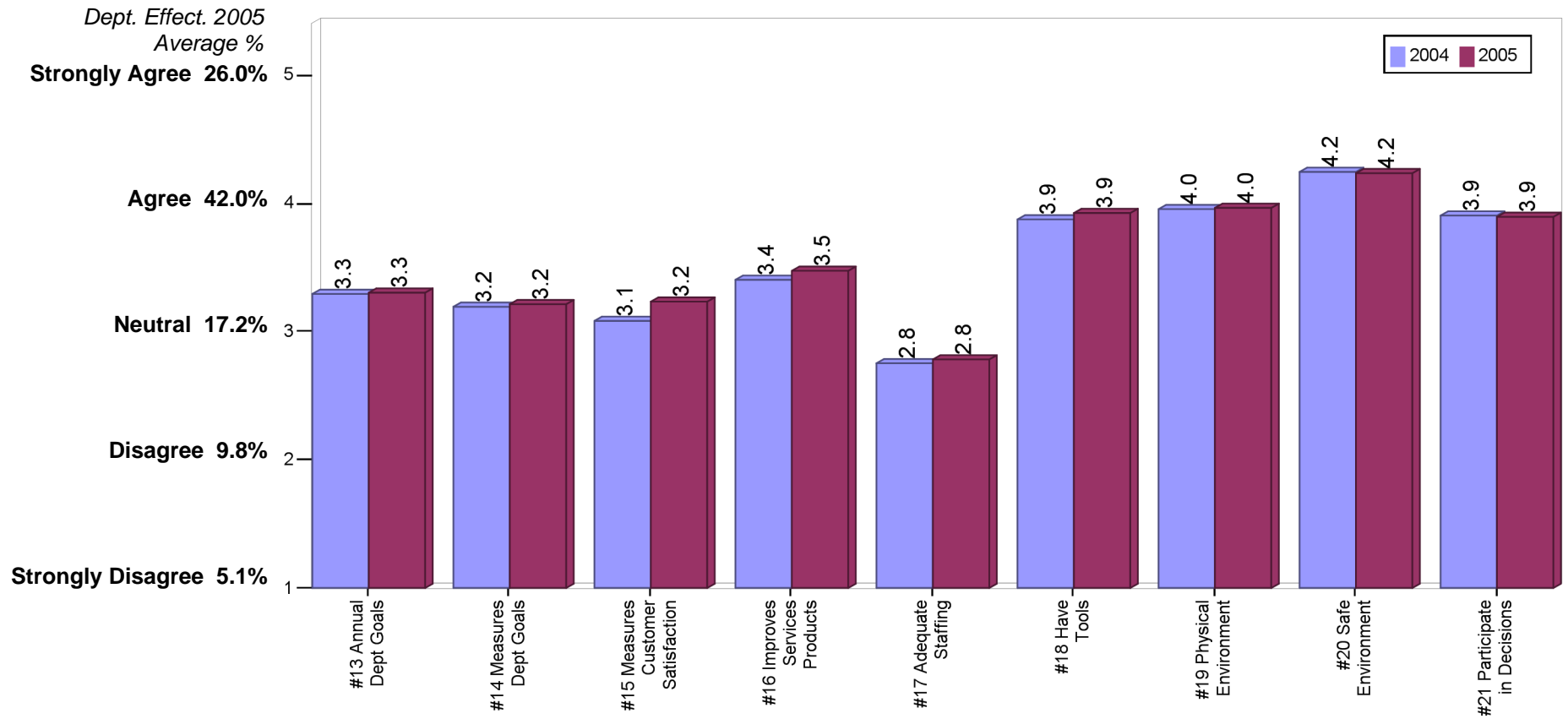


Percent Evaluating: 2005 = 41%
2004 = 32%

n/N = 836/2054 for 2005
n/N = 617/1943 for 2004

Top/Bottom 2-Box Ratio:

2005	1.9	1.7	1.7	2.8	0.8	8.2	8.7	22.6	6.5
2004	1.9	1.6	1.3	2.6	0.7	6.5	7.5	20.1	6.4



ACADEMIC AFFAIRS
Department Effectiveness - Scores by Question (Page 2)
UCSD STAFF @ WORK SURVEY: 2005



Percent Evaluating: 2005 = 41%
 2004 = 32%

n/N = 836/2054 for 2005
 n/N = 617/1943 for 2004

Top/Bottom 2-Box Ratio:

2005	2.6	6.3	17.1	26.9	10.9	16.4	4.1	7.8
2004	2.9	7.7	20.8	31.3	15.8	23.8	3.6	9.6

