

# 10000 - ACADEMIC AFFAIRS

## Employee Effectiveness and Satisfaction - Scores by Question

### UCSD STAFF @ WORK SURVEY: 2012



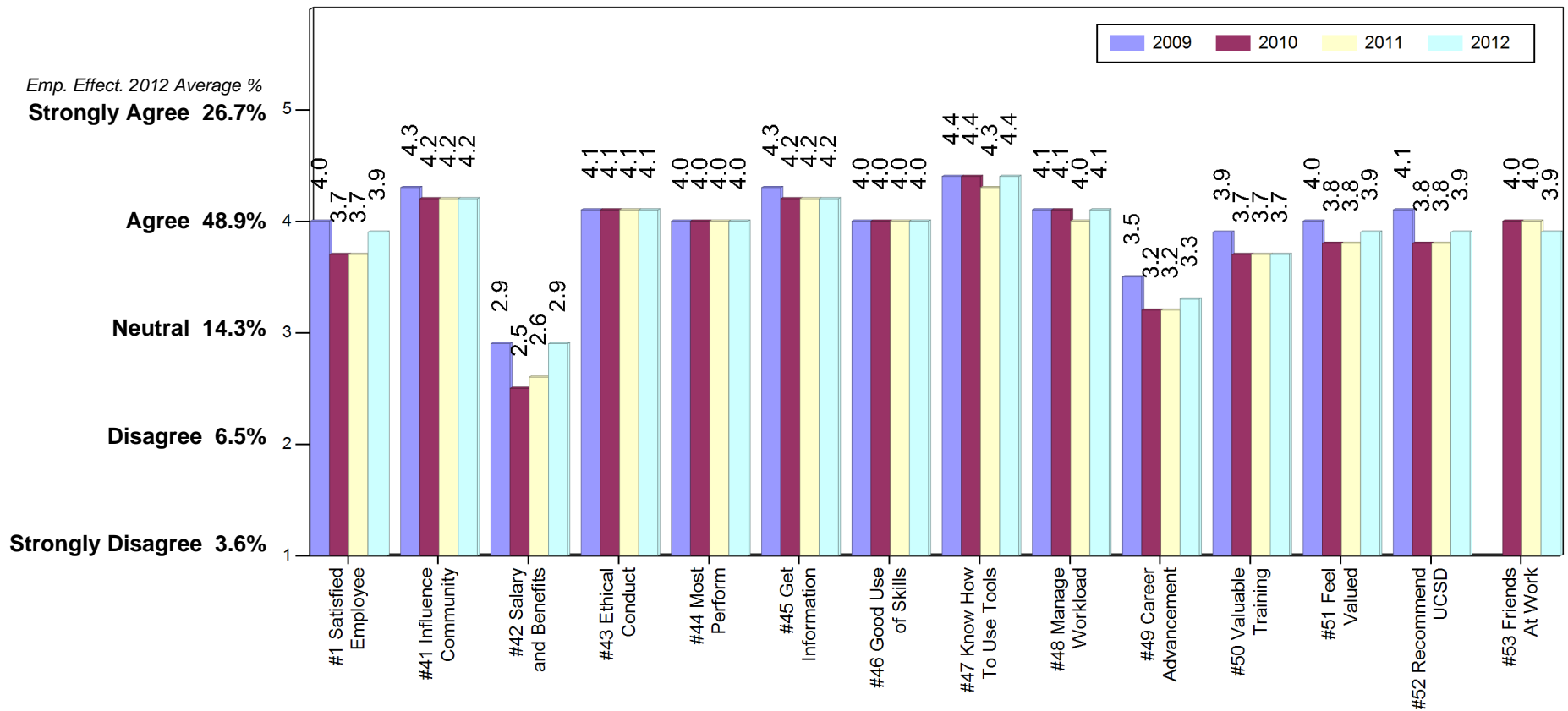
**Percent Evaluating:**

	Responded/Invited	
2012	n/N = 1242/2096	59%
2011	n/N = 1149/2086	55%
2010	n/N = 1040/2182	48%
2009	n/N = 1002/2211	45%

Overall Average	Overall Top/Bottom Ratio
3.9	7
3.9	7
3.9	6
4.0	8

**Top/Bottom 2-Box Ratio:**

2012	9	38	1	18	14	27	8	131	18	2	7	7	9	11
2011	6	27	1	22	15	31	8	219	15	2	6	6	8	15
2010	5	25	0	22	15	34	7	123	15	2	7	6	8	15
2009	10	41	1	24	14	48	9	137	26	3	11	8	16	*



# 10000 - ACADEMIC AFFAIRS

## Leadership Effectiveness - Scores by Question

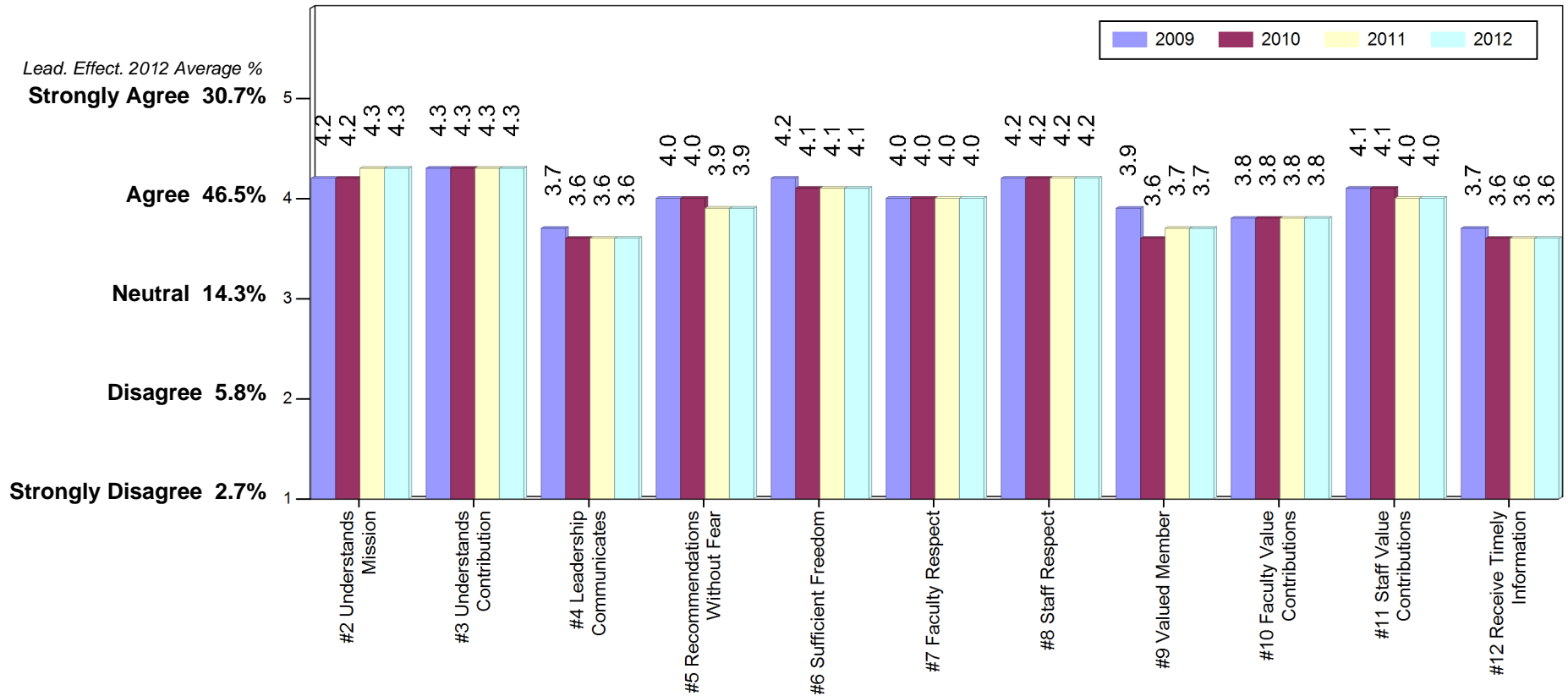
### UCSD STAFF @ WORK SURVEY: 2012



<u>Percent Evaluating:</u>	Responded/Invited		Overall Average	Overall Top/Bottom Ratio
2012	n/N = 1242/2096	59%	3.9	7
2011	n/N = 1149/2086	55%	3.9	7
2010	n/N = 1040/2182	48%	3.9	6
2009	n/N = 1002/2211	45%	4.0	8

**Top/Bottom 2-Box Ratio:**

2012	23	25	4	6	13	11	31	6	8	22	4
2011	28	28	3	6	12	15	27	5	9	28	4
2010	19	20	3	6	10	10	29	4	8	28	4
2009	16	21	4	7	13	11	29	10	8	21	6



# 10000 - ACADEMIC AFFAIRS

## Department Effectiveness - Scores by Question (Page 1)

### UCSD STAFF @ WORK SURVEY: 2012



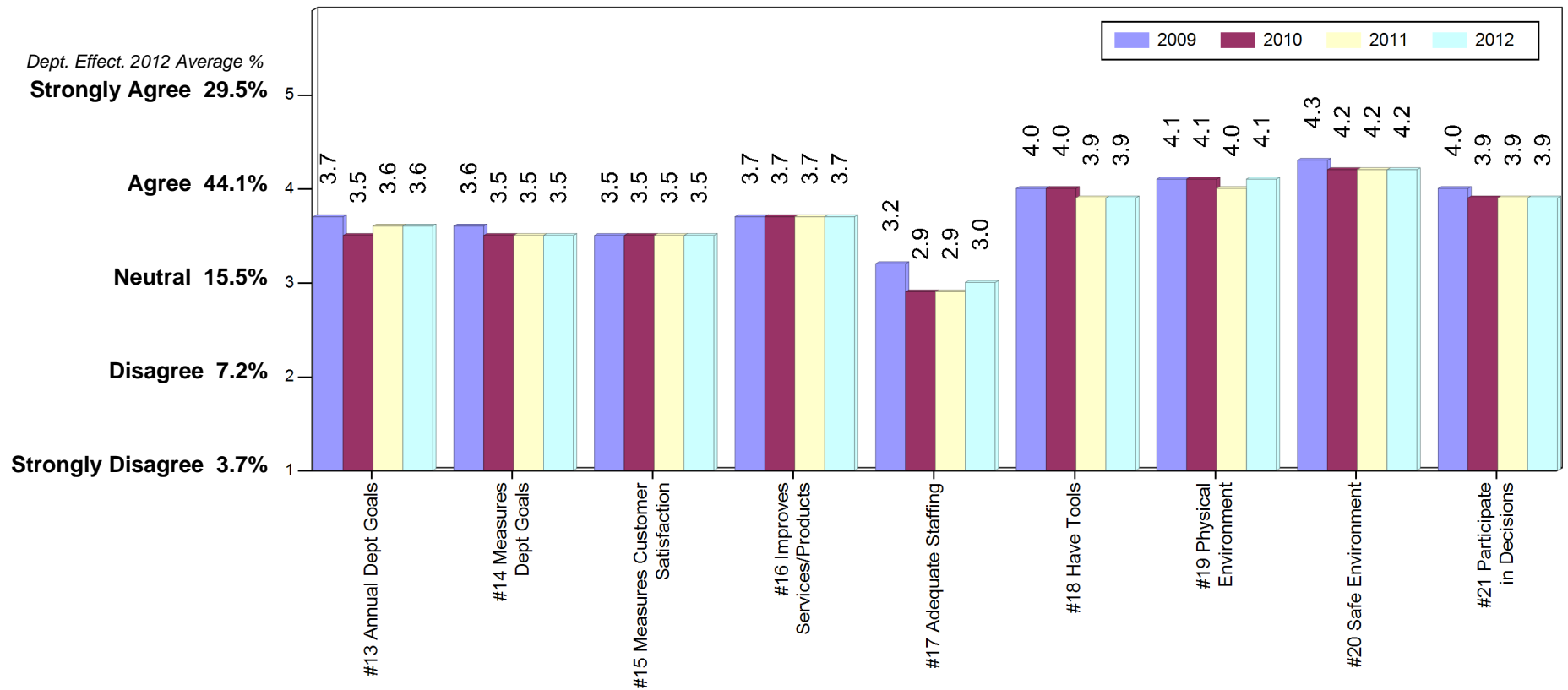
**Percent Evaluating:**

	Responded	Invited	
2012	n/N = 1242/2096	59%	
2011	n/N = 1149/2086	55%	
2010	n/N = 1040/2182	48%	
2009	n/N = 1002/2211	45%	

Overall Average	Overall Top/Bottom Ratio
3.9	7
3.9	7
3.9	6
4.0	8

**Top/Bottom 2-Box Ratio:**

2012	4	3	3	5	1	8	13	24	7
2011	3	3	3	4	1	8	11	23	7
2010	3	3	3	4	1	11	13	28	7
2009	4	3	3	5	2	11	15	37	9



# 10000 - ACADEMIC AFFAIRS

## Department Effectiveness - Scores by Question (Page 2)

### UCSD STAFF @ WORK SURVEY: 2012



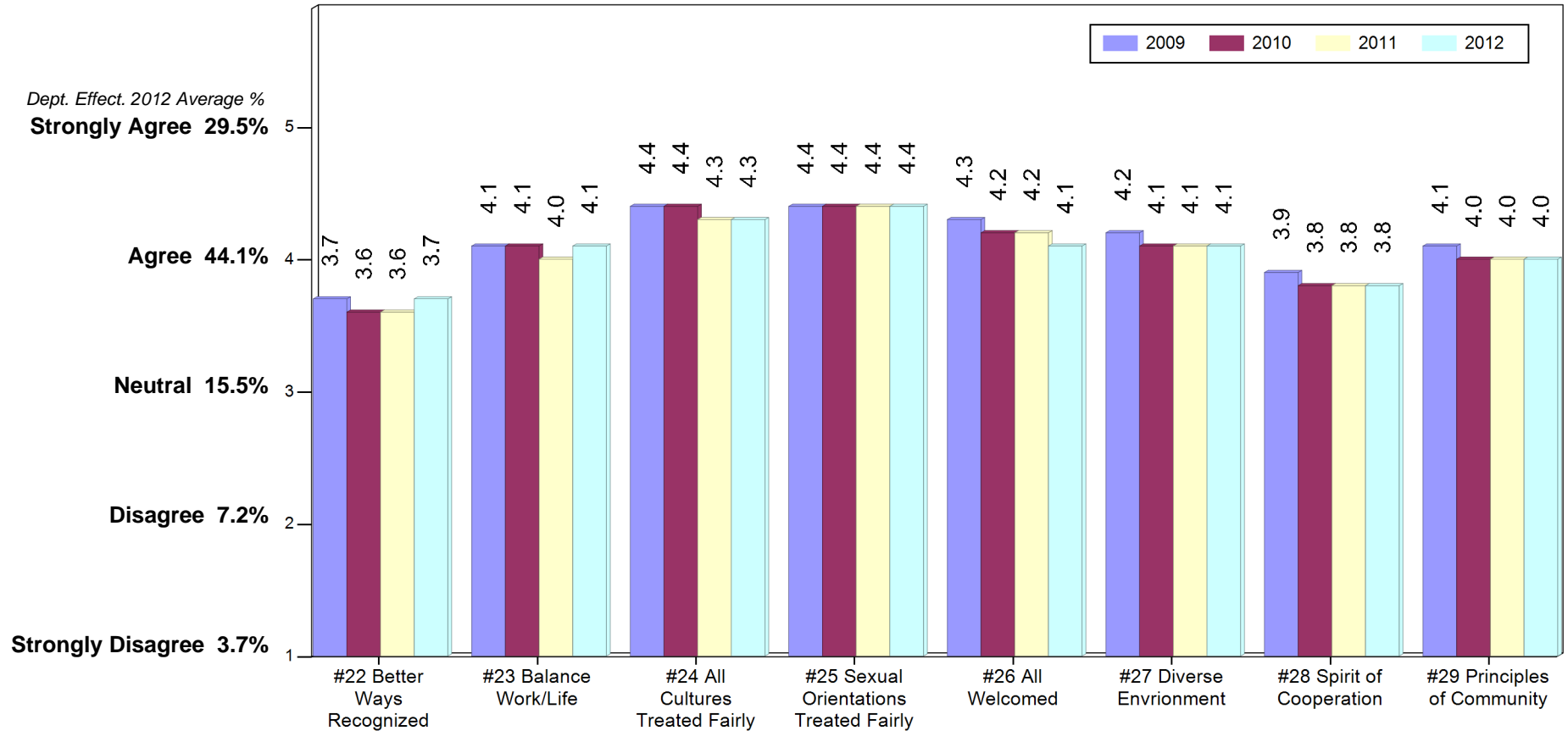
**Percent Evaluating:**

	Responded/Invited	
2012	n/N = 1242/2096	59%
2011	n/N = 1149/2086	55%
2010	n/N = 1040/2182	48%
2009	n/N = 1002/2211	45%

Overall Average	Overall Top/Bottom Ratio
3.9	7
3.9	7
3.9	6
4.0	8

**Top/Bottom 2-Box Ratio:**

2012	4	11	20	31	16	21	6	13
2011	4	10	23	55	20	27	6	15
2010	4	9	22	40	21	25	6	14
2009	5	11	31	59	44	30	7	15



# 10000 - ACADEMIC AFFAIRS

## Supervisor Effectiveness - Scores by Question

### UCSD STAFF @ WORK SURVEY: 2012



**Percent Evaluating:**

	Responded/Invited	
2012	n/N = 1242/2096	59%
2011	n/N = 1149/2086	55%
2010	n/N = 1040/2182	48%
2009	n/N = 1002/2211	45%

Overall Average	Overall Top/Bottom Ratio
3.9	7
3.9	7
3.9	6
4.0	8

**Top/Bottom 2-Box Ratio:**

2012	3	4	7	6	8	4	7	11	14	27	4
2011	3	3	7	6	8	4	7	10	15	20	3
2010	3	3	7	6	8	4	7	9	15	22	3
2009	3	5	9	7	10	5	10	15	18	33	5

