

# University of California, San Diego

---

## Fall 2012 Admissions

Mae Brown

Assistant Vice Chancellor and Director of Admissions  
Admissions & Enrollment Services



# Admission Review Process

## Fall 2012 Freshmen

---

The admission review reflects the readers' thoughtful consideration of the full spectrum of the applicant's qualifications, based on all evidence provided in the application, and viewed in the context of the applicant's academic and personal circumstances and the overall strength of the UCSD application pool



# Academic Criteria

- Grades
  - ✓ Unweighted grade point average
  - ✓ Weighted grade point average (uncapped)
  
- College preparatory courses
  - ✓ Strength of the high school curriculum
  - ✓ Honors, Advanced Placement (AP) and International Baccalaureate Higher Level (IBHL) courses
  - ✓ Transferable college and university courses
  - ✓ Senior year course load



# Academic Criteria


---

- Pattern of achievement reflected in grades over time
- Eligible in Local Context (ELC)
- Scores on the ACT Assessment plus Writing or the SAT Reasoning as well as the two SAT Subject tests
- Scores on the AP and IBHL examinations



# Academic Criteria

- Other evidence of intellectual achievement
  - ✓ Extraordinary, sustained achievement in any field or intellectual endeavor
  
- Achievement in academic preparation/enrichment programs
  - ✓ Measured by time and depth of participation, by the academic progress made by the individual during that participation and by the intellectual rigor of the particular program



# Personal Characteristics & Achievements

- Personal qualities of the applicant
  - ✓ Leadership ability, character, motivation, tenacity, initiative, demonstrated concern for others and the community
- Non-academic achievements
  - ✓ Accomplishments in the performing arts or athletics, employment, leadership in school or community organizations or activities, community service
- Likely contributions to the intellectual and cultural vitality of the campus
- Diversity of personal background and experience (socio-economic, etc.)



# Selection Process

- Applications are read in their entirety at least twice. Applications along the tie-breaking line and referred for supplemental review will be read again. The admissions evaluation reflects the reader's thoughtful consideration of the full spectrum of the applicant's qualifications and viewed in the context of the applicant's academic and personal circumstances. The overall strength of the UCSD applicant pool is also a factor.
- Read scores determine selection:
  - ✓ Applicants with the strongest combination of academic and personal achievement will be offered admission based upon available space
  - ✓ Select students will be considered through the Supplemental Review process
  - ✓ Scoring: 1-5



# Fall 2012 Freshman Selection

*As of April 30, 2012*

- Applications.....60,800
- Admits.....22,954
- Enrollment Target...4,100





# Academic Profile

## Fall 2012 Freshman Admits

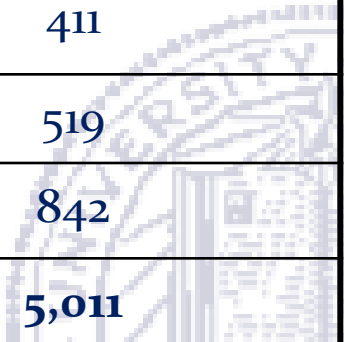
---

- Mean HS GPA.....4.07
- Median HS GPA.....4.13
- Mean SAT Reasoning....1991
- Mean ACT.....29



# Fall 2012 Freshman Accepts by Home Location

<b>Geographic Region</b>	<b>Fall 2011 Accepts</b>	<b>Fall 2012 Accepts</b>
San Diego	480	542
Los Angeles	1,502	1,791
San Francisco	640	906
Other California	364	411
Out of California	274	519
Foreign Citizen	432	842
<b>TOTAL</b>	<b>3,692</b>	<b>5,011</b>



# Fall 2012 Freshman Accepts By Ethnic Distribution

Ethnicity	Fall 2011 Accepts	Fall 2012 Accepts
African Am	1.8%	2.0%
Asian	45.2%	47.9%
Mexican Am	16.4%	10.5%
Filipino	5.2%	5.5%
Latino	4.4%	3.0%
Native Am	0.2%	0.3%
Caucasian	20.3%	21.2%
Other/Undeclared	6.5%	9.7%
<b>Total URM</b>	<b>22.8%</b>	<b>15.8%</b>

# Fall 2012 Freshman Accepts

## Other Characteristics

- First generation: 21.8%
- Low family income: 15.3%
- English not native language: 40.2%
- California residents: 72.8%
- Non-Residents: 27.2%
- Most popular departments:
  - ✓ Biology
  - ✓ Computer Science and Engineering
  - ✓ Economics
  - ✓ Chemistry
  - ✓ Electrical and Computer Engineering



# Evaluation of Transfer Selection

---

- 60 semester/90 quarter units of UC-transferable coursework
- Completion of seven course pattern for transfer eligibility
- Completion of requirements by end of Spring quarter prior to enrollment
- Competitive GPA for selection
- Priority given to applicants from California community colleges and other UC campuses



# Fall 2012 Transfer Selection

---

- Applications.....15,244
- Admits.....6,301
- Enrollment Target.....2,385



# Fall 2012 Transfer Accepts by Ethnic Distribution (Preliminary\*)

Ethnicity	Fall 2011 Accepts	Fall 2012 Accepts
African Am	2.2%	2.1%
Asian	37.9%	43.6%
Mexican Am	11.5%	10.1%
Filipino	4.8%	4.4%
Latino	4.7%	3.0%
Native Am	0.6%	0.7%
Caucasian	31.6%	29.1%
Other/Undeclared	6.7%	6.9%
<b>Total URM</b>	<b>18.9%</b>	<b>15.9%</b>

\*Subject to change pending waitlist distribution

# Fall 2012 Transfer Accepts Other Characteristics\*

- First generation: 34.6%
- Low family income: 15.8%
- California residents: 77.1%
- Non-residents: 22.9%
- Most popular Departments:
  - ✓ Economics
  - ✓ Biology
  - ✓ Psychology
  - ✓ Computer Science and Engineering
  - ✓ Chemistry
- Students from California Community Colleges 87.4%

\*Subject to change pending waitlist distribution






## Fall 2012 Transfer Accepts California Community Colleges sending at least 80 or more transfer students\*

School	Fall 2012 Accepts
San Diego Mesa College	211
Mira Costa College	148
Palomar College	143
De Anza College	116
Southwestern College	96
Santa Monica College	95
San Diego Miramar College	94
Grossmont Community College	91
Foothill College	85
Pasadena City College	80

\*Subject to change pending waitlist distribution



**THANK YOU!**

**Q & A**

Mae W. Brown  
(858) 534-3156

